

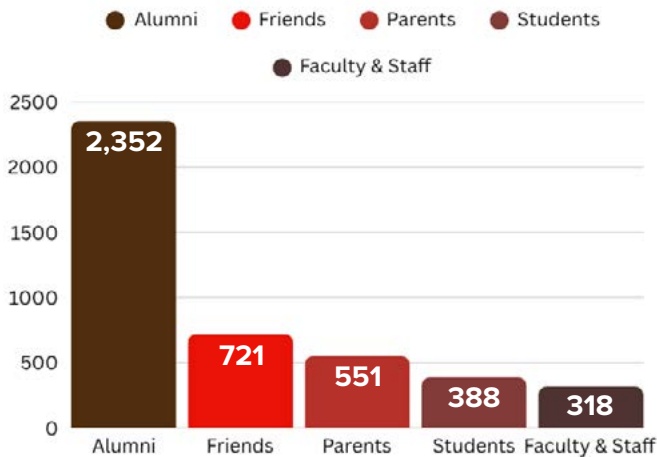
# 2026 RECAP

**\$3,224,105\***  
**DOLLARS RAISED**

\* Reflects gifts made during the Giving Day + March Mania campaign, and pledges to the campaign due on/before 6/30/2026.

5,664 total gifts from 4,330 Total Unique Donors

## UNIQUE DONORS AND DONOR BREAKDOWN



## CHALLENGE BREAKDOWN

128 matches and challenges, contributing **\$1,170,293** to help drive momentum and participation across the community

**50 STATE CHALLENGE:** unlocked \$20k for the Lehigh Fund on Day 2

**BOARD OF TRUSTEE CHALLENGE:** \$203k unlocked for Lehigh Fund day 2 by 250 donors

**STUDENT CHALLENGE:** unlocked The Cup vouchers on day 2 surpassing the 200 donor goal with 388 donors.

**PARENTS CHALLENGE:** unlocked therapy dogs and treats during finals, surpassing the 500 donor goal at 551 donors.

## LEHIGH'S TOP TEN!

ranked by the amount raised

1. Athletics - **\$1,711,480**
2. The Lehigh Fund - **\$577,722**
3. Student Experience - **\$202,841**
4. College of Arts and Sciences - **\$179,739**
5. P.C. Rossin College of Engineering and Applied Science - **\$162,646**
6. College of Business - **\$153,150**
7. College of Health - **\$98,393**
8. College of Education - **\$60,972**
9. Campus Athletics - **\$39,762**
10. Women of Lehigh Scholarship Fund - **\$15,055**

## OUR ADVOCATES

**245**

Peer Advocates

Our advocates uploaded **33 personal plea videos**, up from **13 last year.**

Generating

**\$64,895**  
 from 648 gifts

## DEANS COMPETITION

College of Arts and Sciences - **\$179,739** from **405 donors**

P.C. Rossin College of Engineering and Applied Science - **\$162,646** from **480 donors**

College of Business - **\$153,150** from **143 donors**

College of Health - **\$98,393** from **61 donors**

College of Education - **\$60,972** from **94 donors**

# ATHLETICS RECAP

**\$1,711,480**  
 DOLLARS RAISED

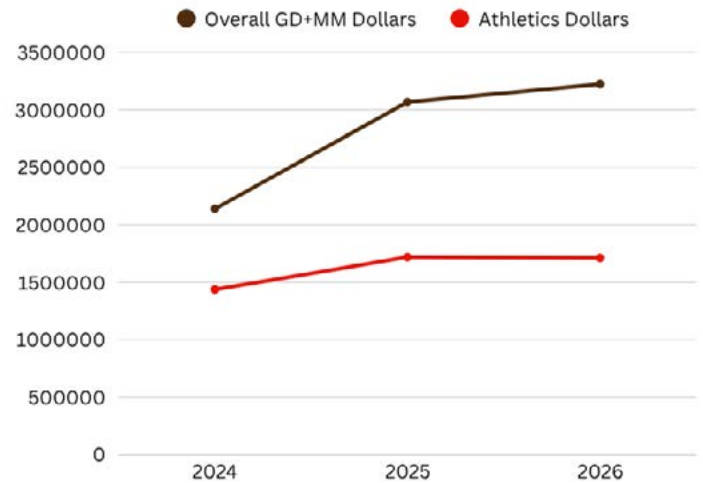
**2,652**  
 Unique Donors

**3,004**  
 Gifts

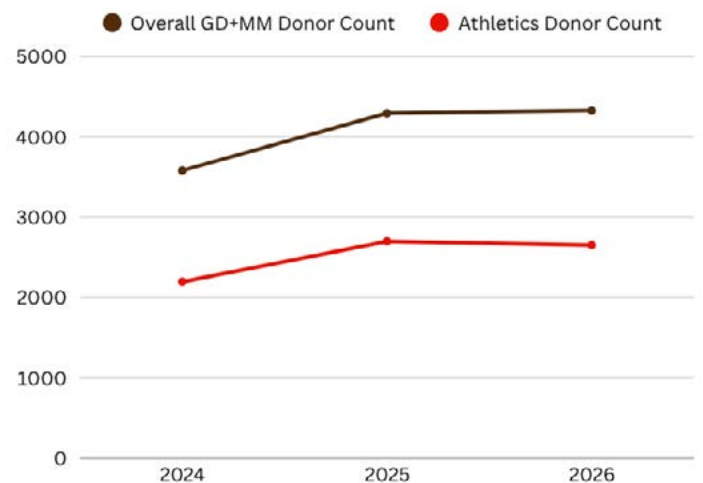
**\$650k+** In challenge/match dollars unlocked



## THREE YEAR SNAPSHOT: DOLLARS



## THREE YEAR SNAPSHOT: DONORS



## ATHLETICS ALUMNI CHALLENGE

Women's Soccer **46.1%**

Women's Basketball **27.6%**

Softball **21.6%**

Men's Lacrosse **19.6%**

Men's Wrestling **17.7%**

Top Donors - Cross Country Track & Field, **371**

Top Dollars Challenge - Football, **\$266,442**